

# **CWDI Report on Women Board Directors of Fortune Global 200 2004 to 2014**

**Irene Natividad**

President, Global Summit of Women and  
Chair, Corporate Women Directors International

**Colloquium on Global Diversity  
New York, New York  
February 26-27, 2015**



# The Quota Legislative Strategy for Women Directors – Global Overview

Countries with Quotas for Publicly-Listed Companies		Countries with Quotas for State-Owned Companies		Municipal and Provincial Quotas	
	<b>Israel</b> (1999 – 1 woman)		<b>Israel</b> (1993)		<b>Berlin, Germany</b> (2002)
	<b>Norway</b> (2003)		<b>South Africa</b> (1996)		<b>Nuremberg, Germany</b> (2009)
	<b>Spain</b> (2007)		<b>Denmark</b> (2000)		<b>Quebec, Canada</b> (2006)
	<b>Iceland</b> (2010)		<b>Finland</b> (2004)	<b>Proposed Quotas</b>	
	<b>France</b> (2010 )		<b>Ireland</b> (2004)		<b>European Commission</b>
	<b>Belgium</b> (2011)		<b>Iceland</b> (2006)		<b>Brazil</b> (State-Owned Companies)
	<b>Malaysia</b> (2011)		<b>Kenya</b> (2010)		<b>Canada</b> (Publicly-listed Companies)
	<b>Italy</b> (2011)		<b>Austria</b> (2011)		<b>South Korea</b> (State-Owned Companies)
	<b>Netherlands</b> (2012)		<b>Slovenia</b> (2011)		<b>Switzerland</b> (State-Owned Companies)
	<b>Denmark</b> (2013 – soft target)		<b>Poland</b> (2012)	<i>©2015. Information may not be reproduced without permission from CWDI</i>	
	<b>India</b> (2013 – 1 woman min.)		<b>UAE</b> (2012)		
	<b>Germany</b> (2014)		<b>Greece</b> (2012)		



## Percentage of Women Board Director in Countries with Quota Legislation and all Fortune Global 200 Companies

2014

Women Directors in  
Countries w/ Quota

**25.3 %**



























Women Directors in other  
Fortune Global 200  
Companies

**15.6 %**

©2015. Information may not be reproduced without permission from CWDI



# Countries with Board Diversity Language in Corporate Governance Codes, Stock Exchange Listing or Security Exchange Commission Requirements

Stock Exchange Commissions	Corporate Governance Commissions	Corporate Governance Commissions (Cont'd)
<b>SPAIN</b> (2007) 	<b>KENYA</b> (2002) 	<b>FRANCE</b> (2010) 
<b>AUSTRALIA</b> (2011) 	<b>FINLAND</b> (2003, 2008) 	<b>UK</b> (2010) 
<b>ITALY</b> (2011) 	<b>SWEDEN</b> (2004) 	<b>AUSTRIA</b> (2010) 
<b>SINGAPORE</b> (2011) 	<b>NORWAY</b> (2004) 	<b>DENMARK</b> (2010) 
<b>JAPAN</b> (2009) (inclusion of independent directors) 	<b>NETHERLANDS</b> (2008) 	<b>MOROCCO</b> (2010) 
<b>POLAND</b> (2010) 	<b>BELGIUM</b> (2009) 	<b>MALAWI</b> (2011) 
<b>HONG KONG</b> (2012) 	<b>LUXEMBOURG</b> (2009) 	<b>MALAYSIA</b> (2011) 
<b>NEW ZEALAND</b> (2012) 	<b>SOUTH AFRICA</b> (2009) 	<b>NIGERIA</b> (2011) 
<b>CANADA</b> (2013) 	<b>GERMANY</b> (2010) 	<b>USA - Securities and Exchange Commission</b> (2010) 

©2015. Information may not be reproduced without permission from CWDI



# Percentage of Women Board Director in Countries with Gender Diversity Language In Corporate Governance Codes and all Fortune Global 200 Companies

2014



# **CWDI Report on Women Board Directors of Fortune Global 200 2004 to 2014**

**Irene Natividad**

President, Global Summit of Women and  
Chair, Corporate Women Directors International

**Colloquium on Global Diversity  
New York, New York**

**February 26-27, 2015**

